

ALL NEW ♦ LIGHT WEIGHT ♦ LOW PRICE



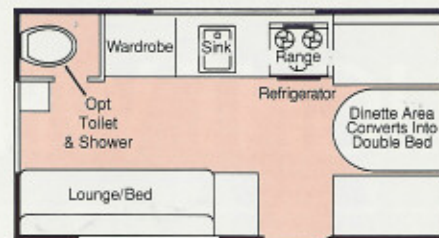
An all new, super-lite weight very low profile telescoping travel trailer **at tent trailer prices**. This all new Towlite is constructed like conventional travel trailers and features an automatic 6 year warranted hydraulic lift system that raises the top section with only the flip of a switch (in just 12 seconds) to reveal a wide open spacious interior with all solid walls and ceilings. It has complete living quarters with galley; dinette and sleeping area for up to six people. It also has plenty of built in storage (with upper and lower cabinets) and gives comfortable, secure living (no canvas like tent trailers). Then again, with only the flip of a switch, it lowers in 12 seconds for safe and easy low profile towing.

*TowLite*

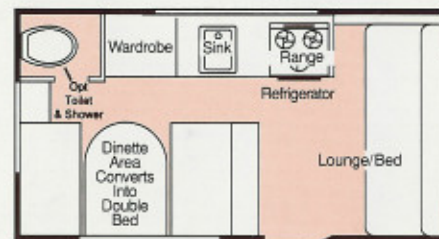
1992 TOWLITE SPECIFICATIONS				
FEATURES				
Description	18TL	18TD	21TL	21TD
Hydraulic Lift System	S	S	S	S
Battery 12V Heavy Duty	S	S	S	S
30 AMP Converter	S	S	S	S
Keyed Security Dead Bolt	S	S	S	S
Running Gear	Tandem	Tandem	Tandem	Tandem
10" Electric Brakes	One Axle	One Axle	Both Axles	Both Axles
Designer Sport Wheels	S	S	S	S
3 Burner Range Top	S	S	S	S
Single Sink	S	S	S	S
Fresh Water Tank	S	S	S	S
Demand Water System	O*	O*	S	S
Automatic Changeover Regulator	O	O	O	O
Skylight Roof Vent	2	2	2	2
Sun Shade Front Window	S	S	S	S
Flush Toilet	O*	O*	S	S
Tub/Shower (w/Water Heater)	O*	O*	S	S
Holding Tank-2	O*	O*	S	S
Furnace	12,000 BTU opt		16,000 BTU std	
Dometic Refrigerator	S	S	S	S
Cover For Lift Motor & Battery	S	S	S	S
Double 20 lb. LP Gas Bottles	S	S	S	S
LP Gas Bottle Cover	S	S	S	S
Single Sink Cover-Cutting Board	O	O	O	O
Dometic Air Conditioner 7,100 BTU	O	O	O	O
TV Antenna	O	O	O	O
Lightweight Awning	O	O	O	O
Swing-Away Front Bunk	O	O	O	O
Stabilizer Jacks	O	O	O	O
Spare Tire Package ST175/80R13	O*	O*	S	S
GENERAL SPECIFICATIONS				
Length	18'3"	18'3"	20'11"	20'11"
Width	93"	93"	93"	93"
Traveling Height	67"	67"	67"	67"
Interior Height	75 1/2"	75 1/2"	75 1/2"	75 1/2"
Axle Weight (lbs.) (Approx.)	1710	1710	1995	1995
Hitch Weight (lbs.) (Approx.)	190	190	250	250
No. of Wheels	4	4	4	4
Tire Size	13"	13"	13"	13"
Sleeping Capacity	4-6	4-6	4-6	4-6
SLEEPING AREA				
Dinette Bed Size	39" x 74"	43" x 75"	37" x 74"	48" x 75"
Lounge Bed Size	43" x 75"	43" x 75"	43" x 75"	43" x 75"
Over Head Bed Size	44" x 84"	44" x 84"	44" x 84"	44" x 84"

S--Standard O--Optional O\*--Standard With Optional Package (A)

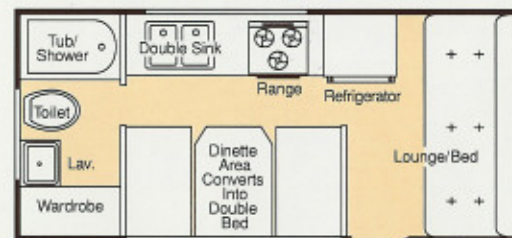
Note: All standard and optional features are available at the time of printing. Towlite, however, reserves the right to improve and/or modify the product, which may change the specifications, models and feature availability. Check with your local Towlite dealer for updated information.



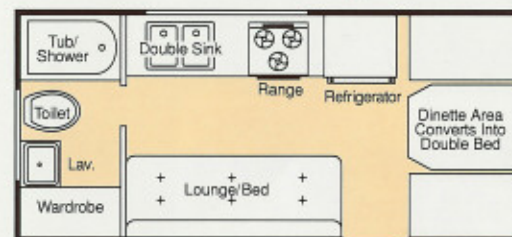
18TD



18TL



21TL



21TD

"Hey, Dad!... Look, No Canvas!"



Low profile design reduces air drag up to 70% and can mean up to 64% savings in gasoline compared to regular upright trailers. The hydraulic lift system has been proven for over 34 years to be reliable trouble free.

### 6 YEAR LIMITED WARRANTY ON LIFTING SYSTEM

Towlite warrants to the original purchaser that it will replace (through its authorized service center) any part of your Towlite hydraulic lifting system (excluding the battery) which becomes broken or inoperative due to defects in material or workmanship within six years from date of original purchase. In addition, Towlite warrants that it will repair or replace (through its authorized service center) any part of your Towlite travel trailer found defective due to defects in material or workmanship within 12 months from date of original purchase. (Components such as tires, running gear, power converter, battery, plumbing & electrical fixtures, refrigerator, range, etc. are subject to separate warranties issued by other manufacturers.)

Ask your dealer for complete details of Towlite warranties.

1992  
**TowLite**

Towlite, Inc.  
25 Walnut Street  
Lexington, MA 01904-3050  
(800) 640-6402